



Municipio de Papantla, Ver.

Estado Analítico del Ejercicio del Presupuesto de Egresos Detallado - LDF

CLASIFICACIÓN ADMINISTRATIVA

Del 1 de enero al 31 de diciembre de 2021



Concepto	Egresos					
	Aprobado	Ampliaciones / (Reducciones)	Modificado	Devengado	Pagado	Subejercicio
III. Total de Egreso (III = I + II)	\$611,430,406.94	-\$15,042,099.85	\$596,388,307.09	\$590,525,967.44	\$590,525,967.44	\$5,862,339.65
I. Gasto No Etiquetado	\$232,641,618.47	\$714,241.93	\$233,355,860.40	\$227,688,305.22	\$227,688,305.22	\$5,667,555.18
II. Gasto Etiquetado	\$378,788,788.47	-\$15,756,341.78	\$363,032,446.69	\$362,837,662.22	\$362,837,662.22	\$194,784.47
1 Ayuntamiento						
1.1 Cabildo						
1.1.1 Presidencia Municipal	\$29,827,743.84	\$6,413,442.62	\$36,241,186.46	\$33,859,552.57	\$33,859,552.57	\$2,381,633.89
1.1.2 Sindicatura	\$2,937,463.44	-\$197,750.12	\$2,739,703.32	\$2,724,864.99	\$2,724,864.99	\$14,838.33
1.1.3 Regiduría	\$18,275,278.11	-\$681,851.93	\$17,593,426.18	\$17,422,809.02	\$17,422,809.02	\$170,617.16
1.1.4 Secretaría del ayuntamiento						
1.1.4.1 Secretaría	\$16,804,393.24	-\$4,084,274.40	\$12,720,118.84	\$12,546,489.73	\$12,546,489.73	\$173,629.11
1.1.4.2 Acción Social	\$3,210,403.43	\$679,015.88	\$3,889,419.31	\$3,855,955.71	\$3,855,955.71	\$33,463.60
1.1.4.3 Asuntos Jurídicos	\$1,654,596.20	-\$100,962.03	\$1,553,634.17	\$1,537,291.32	\$1,537,291.32	\$16,342.85
1.1.4.4 Gobernación	\$1,454,237.01	\$15,250.39	\$1,469,487.40	\$1,412,372.76	\$1,412,372.76	\$57,114.64
1.1.4.5 Protección Civil	\$2,546,239.10	-\$127,261.17	\$2,418,977.93	\$2,354,319.10	\$2,354,319.10	\$64,658.83
1.1.4.6 Registro Civil	\$5,585,786.95	\$167,050.08	\$5,752,837.03	\$5,718,105.42	\$5,718,105.42	\$34,731.61
1.1.4.7 Secretaria de Relaciones Exteriores	\$1,751,888.44	\$600,839.00	\$2,352,727.44	\$2,334,397.66	\$2,334,397.66	\$18,329.78
1.1.5 Organos de Control Interno	\$1,783,059.04	\$419,162.78	\$2,202,221.82	\$2,189,000.46	\$2,189,000.46	\$13,221.36
1.1.6 Organos Auxiliares						
1.1.6.1 DIF Municipal	\$13,508,959.17	-\$2,494,102.78	\$11,014,856.39	\$10,835,482.51	\$10,835,482.51	\$179,373.88
1.1.6.2 Instituto Municipal de las Mujeres de Papantla	\$605,040.22	-\$102,365.86	\$502,674.36	\$498,274.36	\$498,274.36	\$4,400.00
1.1.6.3 Unidad de Transparencia y Acceso a la Información	\$183,163.20	-\$58,724.91	\$124,438.29	\$123,027.06	\$123,027.06	\$1,411.23
1.1.6.4 Agentes y Sub Agentes Municipales	\$12,746,280.40	-\$1,752,229.15	\$10,994,051.25	\$10,209,071.03	\$10,209,071.03	\$784,980.22
1.2 Administración Pública Municipal						
1.2.1 Presidente Municipal						
1.2.1.1 Alumbrado Publico	\$15,390,986.94	\$1,306,445.83	\$16,697,432.77	\$16,548,925.94	\$16,548,925.94	\$148,506.83
1.2.1.2 Parques y Jardines	\$2,327,986.26	\$16,504.31	\$2,344,490.57	\$2,330,687.39	\$2,330,687.39	\$13,803.18
1.2.1.3 Rastro	\$2,101,017.28	\$202,604.58	\$2,303,621.86	\$2,289,881.03	\$2,289,881.03	\$13,740.83
1.2.1.4 Panteones	\$1,180,524.85	-\$14,471.42	\$1,166,053.43	\$1,158,011.68	\$1,158,011.68	\$8,041.75
1.2.1.5 Asesores	\$0.00	\$0.00	\$0.00	\$0.00	\$0.00	\$0.00
1.2.1.6 Limpia Pública	\$21,823,112.08	\$7,040,611.23	\$28,863,723.31	\$28,639,261.60	\$28,639,261.60	\$224,461.71





Municipio de Papantla, Ver.

Estado Analítico del Ejercicio del Presupuesto de Egresos Detallado - LDF

CLASIFICACIÓN ADMINISTRATIVA

Del 1 de enero al 31 de diciembre de 2021



1.2.2	Desarrollo Económico							
1.2.2.1	Turismo	\$7,141,265.08	-\$6,009,535.34	\$1,131,729.74	\$1,122,198.95	\$1,122,198.95	\$9,530.79	
1.2.2.2	Comercio	\$1,091,874.22	-\$259,995.87	\$831,878.35	\$822,971.56	\$822,971.56	\$8,906.79	
1.2.2.3	Desarrollo Económico	\$1,408,927.14	-\$300,863.55	\$1,108,063.59	\$1,098,168.17	\$1,098,168.17	\$9,895.42	
1.2.2.4	Desarrollo Agropecuario	\$8,568.00	\$74,522.24	\$83,090.24	\$55,805.00	\$55,805.00	\$27,285.24	
1.2.3	Desarrollo social							
1.2.3.1	Fomento Educativo	\$1,796,843.63	-\$424,583.80	\$1,372,259.83	\$1,356,100.06	\$1,356,100.06	\$16,159.77	
1.2.3.2	Departamento de Salud	\$9,443,885.83	-\$7,206,044.82	\$2,237,841.01	\$2,231,912.30	\$2,231,912.30	\$5,928.71	
1.2.3.3	Fomento al Deporte y Juventud	\$1,249,823.35	-\$30,571.02	\$1,219,252.33	\$1,209,954.97	\$1,209,954.97	\$9,297.36	
1.2.3.4	Departamento de Cultura	\$1,990,223.22	-\$508,601.86	\$1,481,621.36	\$1,464,810.13	\$1,464,810.13	\$16,811.23	
1.2.3.5	Desarrollo Social	\$820,876.68	-\$207,639.37	\$613,237.31	\$606,496.95	\$606,496.95	\$6,740.36	
1.2.4	Servicio Público de Tránsito	\$0.00	\$0.00	\$0.00	\$0.00	\$0.00	\$0.00	
1.2.5	Dirección de Obras Públicas							
1.2.5.1	Dirección de Obras Públicas	\$11,137,639.84	\$1,027,050.21	\$12,164,690.05	\$11,700,665.66	\$11,700,665.66	\$464,024.39	
1.2.5.2	Dirección de Desarrollo Urbano, Medio Ambiente y Ecología	\$1,117,309.54	-\$193,826.55	\$923,482.99	\$902,408.77	\$902,408.77	\$21,074.22	
1.2.6	Policía Municipal Preventiva							
1.2.6.1	Seguridad Pública Municipal	\$4,269,722.52	-\$236,484.54	\$4,033,237.98	\$4,032,819.83	\$4,032,819.83	\$418.15	
1.2.6.2	Centro de Seguridad Ciudadana y Prevención del Delito	\$543,537.61	\$119,058.24	\$662,595.85	\$657,687.81	\$657,687.81	\$4,908.04	
1.2.7	Tesorería							
1.2.7.1	Ingresos	\$4,212,926.42	-\$349,740.35	\$3,863,186.07	\$3,832,253.12	\$3,832,253.12	\$30,932.95	
1.2.7.2	Egresos	\$1,858,499.09	\$220,877.99	\$2,079,377.08	\$2,070,613.70	\$2,070,613.70	\$8,763.38	
1.2.7.3	Catastro	\$2,518,147.17	-\$296,799.22	\$2,221,347.95	\$2,205,841.16	\$2,205,841.16	\$15,506.79	
1.2.7.4	Fundo Legal	\$1,390,538.95	-\$67,536.65	\$1,323,002.30	\$1,313,651.24	\$1,313,651.24	\$9,351.06	
1.2.7.5	Contabilidad	\$1,952,736.50	\$451,932.11	\$2,404,668.61	\$2,395,690.11	\$2,395,690.11	\$8,978.50	
1.2.7.6	Adquisiciones y Bienes Patrimoniales	\$16,972,358.24	\$8,172,168.60	\$25,144,526.84	\$24,537,518.80	\$24,537,518.80	\$607,008.04	
1.2.7.7	Tesorería Municipal	\$4,150,517.68	-\$177,291.31	\$3,973,226.37	\$3,959,057.69	\$3,959,057.69	\$14,168.68	
1.2.7.8	Recursos Humanos	\$490,089.40	-\$12,996.16	\$477,093.24	\$473,785.61	\$473,785.61	\$3,307.63	
1.2.7.9	Informática	\$1,377,159.16	-\$315,789.98	\$1,061,369.18	\$1,050,112.29	\$1,050,112.29	\$11,256.89	
1.3	Administración Pública Paramunicipal							
1.3.1	Organismos Descentralizados	\$0.00	\$0.00	\$0.00	\$0.00	\$0.00	\$0.00	
1.3.2	Empresas de Participación Municipal	\$0.00	\$0.00	\$0.00	\$0.00	\$0.00	\$0.00	
1.3.3	Fideicomisos Públicos	\$0.00	\$0.00	\$0.00	\$0.00	\$0.00	\$0.00	





Municipio de Papantla, Ver.

Estado Analítico del Ejercicio del Presupuesto de Egresos Detallado - LDF

CLASIFICACIÓN ADMINISTRATIVA

Del 1 de enero al 31 de diciembre de 2021



1 Ayuntamiento							
1.1 Cabildo							
1.1.1 Presidencia Municipal	\$8,450,000.00	-\$6,725,124.47	\$1,724,875.53	\$1,570,000.00	\$1,570,000.00	\$154,875.53	
1.1.2 Sindicatura	\$1,000,000.00	-\$1,000,000.00	\$0.00	\$0.00	\$0.00	\$0.00	
1.1.3 Regiduría	\$0.00	\$0.00	\$0.00	\$0.00	\$0.00	\$0.00	
1.1.4 Secretaría del ayuntamiento							
1.1.4.1 Secretaría	\$0.00	\$0.00	\$0.00	\$0.00	\$0.00	\$0.00	
1.1.4.2 Acción Social	\$0.00	\$0.00	\$0.00	\$0.00	\$0.00	\$0.00	
1.1.4.3 Asuntos Jurídicos	\$0.00	\$0.00	\$0.00	\$0.00	\$0.00	\$0.00	
1.1.4.4 Gobernación	\$0.00	\$0.00	\$0.00	\$0.00	\$0.00	\$0.00	
1.1.4.5 Protección Civil	\$0.00	\$0.00	\$0.00	\$0.00	\$0.00	\$0.00	
1.1.4.6 Registro Civil	\$0.00	\$0.00	\$0.00	\$0.00	\$0.00	\$0.00	
1.1.4.7 Secretaria de Relaciones Exteriores	\$0.00	\$0.00	\$0.00	\$0.00	\$0.00	\$0.00	
1.1.5 Organismo de Control Interno	\$0.00	\$0.00	\$0.00	\$0.00	\$0.00	\$0.00	
1.1.6 Organos Auxiliares							
1.1.6.1 DIF Municipal	\$0.00	\$0.00	\$0.00	\$0.00	\$0.00	\$0.00	
1.1.6.2 Instituto Municipal de las Mujeres de Papantla	\$0.00	\$0.00	\$0.00	\$0.00	\$0.00	\$0.00	
1.1.6.3 Unidad de Transparencia y Acceso a la Información	\$0.00	\$0.00	\$0.00	\$0.00	\$0.00	\$0.00	
1.1.6.4 Agentes y Sub Agentes Municipales	\$0.00	\$0.00	\$0.00	\$0.00	\$0.00	\$0.00	
1.2 Administración Pública Municipal							
1.2.1 Presidente Municipal							
1.2.1.1 Alumbrado Publico	\$0.00	\$0.00	\$0.00	\$0.00	\$0.00	\$0.00	
1.2.1.2 Parques y Jardines	\$0.00	\$0.00	\$0.00	\$0.00	\$0.00	\$0.00	
1.2.1.3 Rastro	\$0.00	\$0.00	\$0.00	\$0.00	\$0.00	\$0.00	
1.2.1.4 Panteones	\$0.00	\$0.00	\$0.00	\$0.00	\$0.00	\$0.00	
1.2.1.5 Asesores	\$0.00	\$0.00	\$0.00	\$0.00	\$0.00	\$0.00	
1.2.1.6 Limpia Pública	\$6,000,000.00	-\$6,000,000.00	\$0.00	\$0.00	\$0.00	\$0.00	
1.2.2 Desarrollo Económico							
1.2.2.1 Turismo	\$0.00	\$0.00	\$0.00	\$0.00	\$0.00	\$0.00	
1.2.2.2 Comercio	\$0.00	\$0.00	\$0.00	\$0.00	\$0.00	\$0.00	
1.2.2.3 Desarrollo Económico	\$0.00	\$0.00	\$0.00	\$0.00	\$0.00	\$0.00	
1.2.2.4 Desarrollo Agropecuario	\$0.00	\$0.00	\$0.00	\$0.00	\$0.00	\$0.00	





Municipio de Papantla, Ver.

Estado Análítico del Ejercicio del Presupuesto de Egresos Detallado - LDF

CLASIFICACIÓN ADMINISTRATIVA

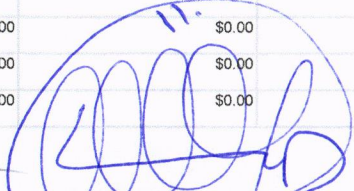
Del 1 de enero al 31 de diciembre de 2021





1.2.3	Desarrollo social							
1.2.3.1	Fomento Educativo	\$0.00	\$0.00	\$0.00	\$0.00	\$0.00	\$0.00	\$0.00
1.2.3.2	Departamento de Salud	\$0.00	\$0.00	\$0.00	\$0.00	\$0.00	\$0.00	\$0.00
1.2.3.3	Fomento al Deporte y Juventud	\$0.00	\$0.00	\$0.00	\$0.00	\$0.00	\$0.00	\$0.00
1.2.3.4	Departamento de Cultura	\$0.00	\$0.00	\$0.00	\$0.00	\$0.00	\$0.00	\$0.00
1.2.3.5	Desarrollo Social	\$0.00	\$0.00	\$0.00	\$0.00	\$0.00	\$0.00	\$0.00
1.2.4	Servicio Público de Tránsito	\$0.00	\$0.00	\$0.00	\$0.00	\$0.00	\$0.00	\$0.00
1.2.5	Dirección de Obras Públicas							
1.2.5.1	Dirección de Obras Públicas	\$278,942,130.47	\$4,903,709.52	\$283,845,839.99	\$283,819,481.01	\$283,819,481.01	\$283,819,481.01	\$26,358.98
1.2.5.2	Dirección de Desarrollo Urbano, Medio Ambiente y Ecología	\$0.00	\$0.00	\$0.00	\$0.00	\$0.00	\$0.00	\$0.00
1.2.6	Policía Municipal Preventiva							
1.2.6.1	Seguridad Pública Municipal	\$57,730,947.57	-\$4,261,605.63	\$53,469,341.94	\$53,458,775.26	\$53,458,775.26	\$53,458,775.26	\$10,566.68
1.2.6.2	Centro de Seguridad Ciudadana y Prevención del Delito	\$0.00	\$0.00	\$0.00	\$0.00	\$0.00	\$0.00	\$0.00
1.2.7	Tesorería							
1.2.7.1	Ingresos	\$900,000.00	-\$897,352.00	\$2,648.00	\$331.00	\$331.00	\$331.00	\$2,317.00
1.2.7.2	Egresos	\$0.00	\$0.00	\$0.00	\$0.00	\$0.00	\$0.00	\$0.00
1.2.7.3	Catastro	\$0.00	\$0.00	\$0.00	\$0.00	\$0.00	\$0.00	\$0.00
1.2.7.4	Fundo Legal	\$0.00	\$0.00	\$0.00	\$0.00	\$0.00	\$0.00	\$0.00
1.2.7.5	Contabilidad	\$0.00	\$0.00	\$0.00	\$0.00	\$0.00	\$0.00	\$0.00
1.2.7.6	Adquisiciones y Bienes Patrimoniales	\$12,500,000.00	-\$3,276,481.25	\$9,223,518.75	\$9,223,518.75	\$9,223,518.75	\$9,223,518.75	\$0.00
1.2.7.7	Tesorería Municipal	\$13,265,710.43	\$1,499,845.77	\$14,765,556.20	\$14,765,556.20	\$14,765,556.20	\$14,765,556.20	\$0.00
1.2.7.8	Recursos Humanos	\$0.00	\$0.00	\$0.00	\$0.00	\$0.00	\$0.00	\$0.00
1.2.7.9	Informática	\$0.00	\$666.28	\$666.28	\$0.00	\$0.00	\$0.00	\$666.28
1.3	Administración Pública Paramunicipal							
1.3.1	Organismos Descentralizados	\$0.00	\$0.00	\$0.00	\$0.00	\$0.00	\$0.00	\$0.00
1.3.2	Empresas de Participación Municipal	\$0.00	\$0.00	\$0.00	\$0.00	\$0.00	\$0.00	\$0.00
1.3.3	Fideicomisos Públicos	\$0.00	\$0.00	\$0.00	\$0.00	\$0.00	\$0.00	\$0.00



  
**C. MARIANO ROMERO GONZALEZ**  
 Presidente Municipal

  
**LIC. CECILIA RAMIREZ CRUZ**  
 Sindica Unica

  
**C. DAVID ESPINO MATA**  
 Regidor Noveno

  
**LIC. JIMMY SANCHEZ WILLY**  
 Tesorero Municipal




**PAPANTLA**  
 H. AYUNTAMIENTO CONSTITUCIONAL  
 PRESIDENCIA  
 2018-2021



**PAPANTLA**  
 H. AYUNTAMIENTO CONSTITUCIONAL  
 Síndico Único  
 2018-2021



**PAPANTLA**  
 H. AYUNTAMIENTO CONSTITUCIONAL  
 REGIDURÍA NOVENA  
 2018-2021



**PAPANTLA**  
 H. AYUNTAMIENTO CONSTITUCIONAL  
 Tesorería Municipal  
 2018-2021